

## Table of Contents

EN - English .....	22
Documentation Notice .....	22
Overview.....	22
Specifications.....	22
Product Information .....	23
Warnings and Limitations of Use.....	23
Location of Safety and Compliance Labels .....	23
Voltage Warning.....	24
Laser Warning.....	25
Compliance .....	25
Serial Number, Configuration, Date Code, and Modification Codes.....	25
ESD Caution .....	26
Fuse Label.....	26
Potential for Radio Frequency Interference on Device Operation.....	26
Potential for Radio and Television Interference.....	26
Guidance Regarding Electromagnetic Emissions and Immunity .....	27
Safety Precautions.....	29
Location Precautions .....	30
Cleaning Precautions .....	30
Media Precautions.....	31
Codonics Virtua Medical Image Viewer.....	31
Medical and Patient Information .....	32
Disposal Requirements.....	32
European Disposal Requirements .....	32
Indications for Use.....	32
Additional Warnings.....	33

MT - Malti .....	253
Dokumentazzjoni Avviż .....	253
#arsa ġenerali.....	253
Speċifikazzjonijiet .....	253
Prodott Informazzjoni.....	254
Twissijiet u Limitazzjonijiet ta ' Uża .....	254
Post ta ' Sigurtà u Konformità Tikketti.....	254
vultaġġ Twissija.....	255
Laser Twissija .....	256
Konformità.....	256
Serjali Numru, Konfigurazzjoni, Data Kodiċi, u Modifika Kodiċijiet.....	256
ESD Attenzjoni .....	257
Fjus Tikketta.....	257
Potenzjal għal Radju Frekwenza Interferenza fuq Apparat Operazzjoni.....	257
Potenzjal għal Radju u Televiżjoni Interferenza .....	258
Gwida Rigward Elettromanjetiku Emissjonijiet u Immunità .....	258
Sigurtà Prekawzjonijiet.....	260
Post Prekawzjonijiet .....	261
Tindif Prekawzjonijiet .....	261
Midja Prekawzjonijiet .....	262

Kodonika Virtwa Mediku Immagni Telespettatur .....	262
Mediku u Pazjent Informazzjoni .....	263
Rimi Rekwiziti .....	263
Ewropew Rimi Rekwiziti .....	263
Indikazzjonijiet għal Uża .....	263
Addizzjonali Twissijiet.....	264

# Virtua<sup>®</sup> and Virtua<sup>®</sup> XR

Medical Disc Publisher

## EN - English

### Documentation Notice

This document is part of the EU MDR requirements. The Codonics Virtua<sup>®</sup> Product(s) are Class I medical devices intended for use by Healthcare Professionals. Product packaging and labeling, including Graphic User Interface (GUI) for operation are offered in English and meet MDR, Annex I, Chapter III, 23.4, taking account the training and the knowledge of the potential user.

Web information, Key Specifications, Intended Use, User Manual Appendices, Quick Start Guide and Setup IFU (Instructions for use) are available in basic translation for Member State Languages. Primary IFU are available in English.

### Overview

The Codonics Virtua Medical Disc Publisher offers exceptional speed, efficiency and ease of use in an automatic disc recorder. This innovative medical device is a DICOM-compliant network appliance that can concurrently record and label multiple medical studies onto CD and DVD media. Virtua's compact design features an advanced embedded processor, robotic disc handling and a user-friendly touch screen interface that optimizes workflow and productivity. The built-in printer produces brilliant, full-color disc labels that include patient demographics and the facility's address and logo for marketing. Customers can create their own custom labels or use Codonics disc label design service offered exclusively to our customers.

### Specifications

Media Inputs: Two 50-disc input bins

Media Output: One 25-disc output bin

Optical Drives: Two CD/ DVD drives

Recordable Formats: CD-R, DVD-R

Label Print Technology: Inkjet

Print Resolution: Up to 4800 dpi

Ink Cartridge: One tri-color cartridge

User Interface: Integrated/detachable 15" LCD touch screen and remote web browser access

Performance:

Virtua: Up to 30 CDs per hour, 15 DVDs per hour (based on a typical clinical study and network configuration)

Virtua XR: Up to 62 CDs per hour, 31 DVDs per hour (based on a typical clinical study and network configuration)

Processor: Intel<sup>®</sup> Celeron<sup>®</sup> G3900

Memory: 4 GB

Data Storage: 120 GB

Interface: 10/100Base-T/Gigabit Ethernet (RJ-45)

## Network Protocols:

DICOM Store SCP (up to 24 simultaneous connections)

DICOM query/retrieve (optional)

HTTP Web Server (for remote control and configuration)

Smart Drive: USB flash drive for storing configuration data

Power: Universal Input: 100-240VAC, 50/60 Hz, 300VA (rated power)

Dimensions: 26.7" (67.8 cm) H, 19.2" (48.6 cm) W, 26.7" (67.8 cm) L

Weight: 60 lbs. (28 kg.)

Regulatory: Full medical device compliance including Class 2 FDA and Class 1 MDR 2017/745/EU (CE), GMP/QSR, ISO13485:2016/NS-EN ISO13485:2016, Electrical Safety IEC 60601-1 Ed. 3.1 and EMC/EMI: FCC Class B and IEC 60601-1-2: Ed. 4 for Professional Healthcare Facilities.

## Product Information

For technical assistance with the Virtua, call Codonics Technical Support at the following number:

Phone: +1.440.243.1198

Toll Free: 800.444.1198 (USA only)

Technical Support is available anytime. Technical Support is also available online via email and the Codonics web site:

Email: support@codonics.com

Web Site: www.codonics.com

General product information can also be requested by sending email to:

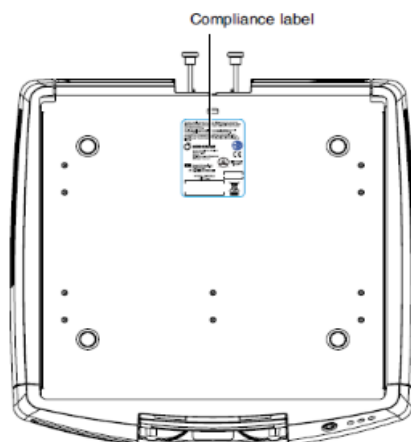
Email: info@codonics.com

Please include your postal mailing address and telephone number in the email message. Basic product information is returned via email unless otherwise requested.

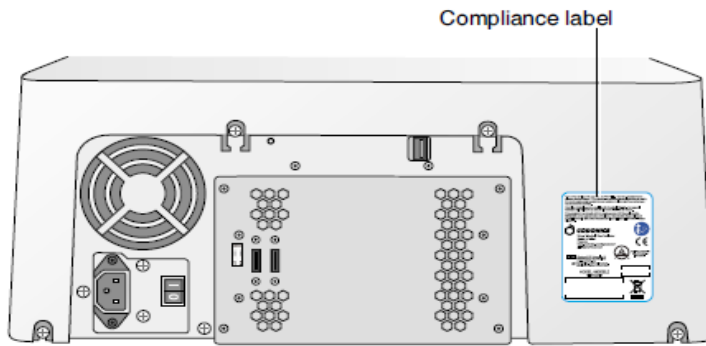
## Warnings and Limitations of Use

### Location of Safety and Compliance Labels

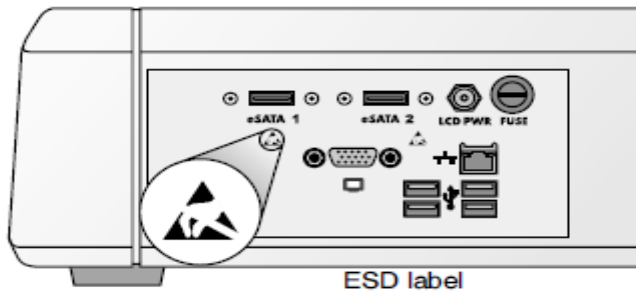
The following figures show the locations of the imager's safety and compliance labels.



Location of compliance label at top of Controller



Location of compliance label at rear of Recorder



Location of ESD labels at rear of Controller (Display arm not attached)

### Voltage Warning

The exclamation points within an equilateral triangle and person reading a manual symbol are intended to alert the user to the presence of important operating and maintenance (servicing) instructions in the literature accompanying this device.



**NO USER-SERVICEABLE PARTS INSIDE. REFER SERVICING TO QUALIFIED SERVICE PERSONNEL. REMOVAL OF LABELS, COVERS, OR ENCASMENT FASTENERS VOIDS THE WARRANTY.**

**WARNING** Do not modify this equipment without authorization of the manufacturer  
THIS APPARATUS MUST BE ELECTRICALLY GROUNDED.

**TO PREVENT FIRE OR SHOCK HAZARD, DO NOT EXPOSE THIS IMAGER TO RAIN OR MOISTURE.**

**WARNING** The power cord plug is the main disconnect for the device. The power outlet should be near the device and be easily accessible.

**WARNING** Remove the power cord plug from the power outlet to disconnect overall power to the device.

**WARNING** Grounding reliability can be achieved only when this equipment is connected to an equivalent receptacle marked "Hospital Only" (that is, "Hospital Grade").

**WARNING** To avoid risk of electric shock, this equipment must only be connected to a supply mains with protective earth.

**WARNING** Do not touch a patient while also accessing Virtua internal components that are under the front cover.  
**EQUIPMENT IS NOT TO BE USED AS A COMPONENT OF A LIFE SUPPORT SYSTEM.** Life support devices or systems are devices or systems that support or sustain life, and whose failure to perform can be reasonably


expected to result in a significant injury or death to a person. A critical component is any component of a life support device or system whose failure to perform can be reasonably expected to cause the failure of the life support device or system, or to affect its safety or effectiveness.

### Laser Warning

The Codonics Virtua Medical Disc Publisher contains a laser diode in the Recorder unit of a class higher than 1. To ensure continued safety, do not remove any covers or attempt to gain access to the inside of the product. Refer all servicing to qualified personnel. The following label appears inside your unit:  
**CLASS 1 LASER PRODUCT LASER KLASSE 1**

### Compliance

The Compliance label for the Virtua-2 model, which is affixed to the top of the Controller is shown below. The power consumption of the Controller and Recorder is indicated by the power switch of each device. The power consumption of the system is the combined consumption of the Controller and Recorder.



Compliance label for Virtua-2 model

### Serial Number, Configuration, Date Code, and Modification Codes

The serial number label is placed onto the compliance label. Serial number labels are also located at the front of the Recorder and Controller, behind the output bin.

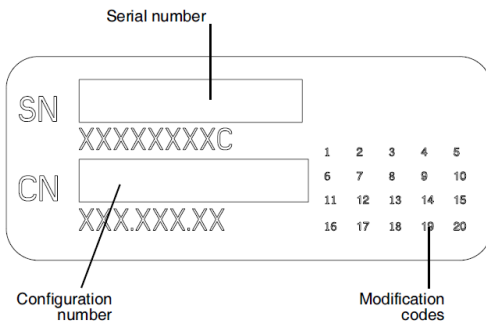
The serial number label includes the following information:

The serial number (SN), which uniquely identifies the unit.

The configuration number (CN), which details the build configuration.

The modifications codes, which are to the right of the CN number and are a series of 20 numbers. When any of these numbers are blocked out, that identifies a modification that was made to the unit.

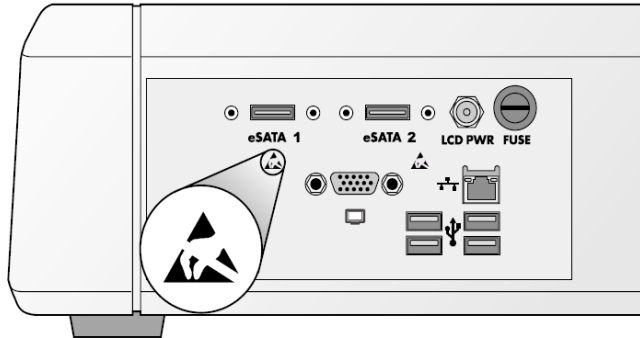
The date code in YYYY-MM format below the factory date code symbol.



Serial number label

## ESD Caution

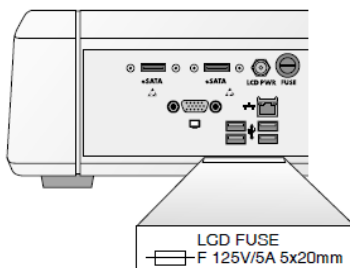
Connections to other pieces of equipment are made at the rear of the Codonics Virtua Medical Disc Publisher. These connectors are marked with a precautionary ESD warning symbol, as shown below. Do not touch any of the pins of these connectors. When making connections to the device, it is best done while the device is plugged in but not powered on. ESD may cause erratic behavior of the device when powered on. Should this occur, power to the device may have to be cycled. It is recommended that all staff involved in making connections to the device be aware of these ESD precautions.



ESD labels at rear of Controller

## Fuse Label

The fuse label is located beneath the Controller rear connector panel.



Fuse label at rear of Controller

## Potential for Radio Frequency Interference on Device Operation

Both portable and mobile RF communications equipment can affect medical electrical equipment, including the Codonics Virtua Medical Disc Publisher. Keep such RF communications equipment out of the immediate area.

## Potential for Radio and Television Interference

The Codonics Virtua Medical Disc Publisher generates and uses radio frequency energy, and if not installed and used properly, that is, in strict accordance with the manufacturer's instructions, may cause interference to radio and television reception. Do not change the Display refresh rate, which is set for 75 Hz. The device has been type tested and found to comply with Class B emission limits for a computing device in accordance with the specifications in Subpart J of Part 15 of FCC Rules, which are designed to provide reasonable protection against such interference when operating in a commercial environment. Operation of the equipment in a residential area



is likely to cause interference, in which case the user, at his own expense, will be required to take whatever measures may be appropriate to correct the interference. If your device does cause interference to radio or television reception, you are encouraged to try to correct the interference by one or more of the following measures:

**The main difference between this document and the last was that all bulleted lists have had the “List Bullet” style applied. This is different than the “List Paragraph” style that is applied by default. With this change bulleted lists are copied over properly.**

Reorient the receiving antenna

Relocate the device with respect to the receiver

If necessary, you should consult Codonics Technical Support or an experienced radio/television technician for additional suggestions. You may find the following booklet prepared by the Federal Communications Commission helpful: How to Identify and Resolve Radio-TV Interference Problems. This booklet is available from the U.S. Government Printing Office, Washington, D.C. 20402, Stock No. 004-000-00345-4.

This product is in conformity with the protection requirements of EC Council directive 89/336/EEC on the approximation of the laws of the Member States relating to electromagnetic compatibility. This product satisfies the Class B limits of EN55011. A declaration of conformity with the requirements of the Directive has been signed by the Director of Quality Assurance and Regulatory Affairs.

### Guidance Regarding Electromagnetic Emissions and Immunity

Suitable Environments:

The Codonics Virtua Medical Disc Publisher is intended for use in professional healthcare facility environments, including hospitals and medical clinics.

The Codonics Virtua Medical Disc Publisher has not been evaluated for use near HF surgical equipment. If use near HF surgical equipment is desired, the user is responsible for verifying proper operation of the Virtua. If Virtua does not perform correctly in this environment, move the Virtua farther from the source of the electromagnetic disturbance.

The Codonics Virtua Medical Disc Publisher has not been evaluated for use in emergency medical vehicles.

As a support device, the Codonics Virtua Medical Disc Publisher does not provide essential performance.

**WARNING** Use of this equipment adjacent to or stacked with other equipment should be avoided because it could result in improper operation. If such use is necessary, this equipment and the other equipment should be observed to verify that they are operating normally

**WARNING** Use of accessories, transducers and cables other than those specified or provided by the manufacturer of this equipment could result in increased electromagnetic emissions or decreased electromagnetic immunity of this equipment and result in improper operation.

**WARNING** Portable RF communications equipment (including peripherals such as antenna cables and external antennas) should be used no closer than 30 cm (12 inches) to any part of the Virtua, its cables, or accessories. Otherwise, degradation of the performance of this equipment could result.

Electromagnetic Emissions Standards and Test Levels:

<b>Test / Standard</b>	<b>Compliance Level</b>
<b>RF Emissions</b> CISPR 11	Group 1, Class B
<b>RF Emissions</b> FCC Part 15	Class B
<b>Conducted Emissions</b> CISPR 11	Group 1, Class B
<b>Harmonic Distortion</b> IEC 61000-3-2	Class B
<b>Voltage Fluctuations and Flicker</b> IEC 61000-3-3	Complies

Electromagnetic Immunity Standards and Test Levels:

Test / Standard	Compliance Level
<b>Electrostatic Discharge</b>	±8kV contact
IEC 61000-4-2	±2kV, ±4kV, ±8kV, ±15kV air
<b>Radiated RF Immunity</b>	3 V/m
IEC 61000-4-3	80 MHz - 2.7 GHz 80 % AM at 1 kHz
<b>Proximity fields from RF wireless equipment</b>	Complies
IEC 61000-4-3	
<b>Electrical Fast Transient / Burst</b>	AC Port: ± 2 kV, 100 kHz repetition frequency
IEC 61000-4-4	SIP/SOP Ports: ± 1 kV, 100 kHz repetition frequency
<b>Surge</b>	Line-to-Line: ± 0.5 kV, ± 1.0 kV
IEC 61000-4-5	Line-to-Ground: ± 0.5 kV, ± 1.0 kV, ± 2.0 kV
<b>Conducted Immunity</b>	AC Port and SIP/SOPs:
IEC 61000-4-6	3V, 0.15 MHz - 80 MHz 6V, in ISM bands between 0.15 MHz and 80 MHz 80 % AM at 1 kHz
<b>Magnetic Field Immunity</b>	30 A/m, 50 Hz or 60 Hz
IEC 61000-4-8	
<b>Voltage Dips</b>	0% U <sub>T</sub> , 0.5 cycle at 0°, 45°, 90°, 135°, 180°, 225°, 270° and 315°
IEC 61000-4-11	0% U <sub>T</sub> , 1 cycle AND 70% U <sub>T</sub> , 25/30 cycles, Single phase: at 0°
<b>Voltage Interruptions</b>	0% U <sub>T</sub> , 250/300 cycle
IEC 61000-4-11	

## Safety Precautions

Never connect this device to any outlet or power supply that has a voltage or frequency different than that specified and set on the rear of the device.

When servicing the device, always power it off using the green soft power button on the Controller front panel, turn the hard power switches at the rear of the Controller and Recorder to the 0 (off) position, then unplug the device.

Damage to the power cord may cause fire or shock hazard. When unplugging the power cord, hold it by the plug only and remove the plug carefully.

If the power cord needs to be replaced, replace it only with another Codonics power cord manufactured specifically for your power configuration.

If the device is smoking or making unusual sounds, power off and unplug the device immediately.

Do not insert foreign objects of any kind into the device; doing so can constitute a safety hazard and cause extensive damage.

Do not place any liquid containers on the device. If, for some reason, liquid seeps into the device, power off the device and unplug the power cord from the source outlet. If used without corrective measures, the device may be damaged.

Do not use the device near flammable gases.

### Location Precautions

The device's operating ambient temperature range is 15–30°C (59–86°F), with a relative humidity of 20%–80%.

If the device is moved quickly from an extremely cold place to a warmer one, condensation is likely to form. Do not use the device if condensation has formed. Wait until the condensation has evaporated. You can speed up the evaporation time by moving the device to a drier location.

Ventilation slots and holes are provided on the sides and rear of the device. Place the device on a level, stable surface and locate it at least 10 cm (4 in.) from walls to ensure proper ventilation.

**WARNING:** Adequate ventilation is required for proper operation of the device.

Do not place device in a high humidity or high dust area. Airborne dirt particles can cause interference with the operation of the device. Avoid placing the device in areas where ventilation ducts, open doors, or frequent passers-by might expose the device and media to high levels of debris.

Do not locate the device in hot-springs areas where hydrogen sulfide and acidic ions are likely to be generated.

Do not locate the device where there are oily fumes and vapors.

Do not locate the device in direct sunlight.

Do not locate device near sources of high RF energy.

Do not locate the device where it might be subject to jarring or vibrations, such as a table or desk in a high-traffic area. Jarring and vibrations can affect the recording and labeling of discs.

### Cleaning Precautions

Many plastic components are used in the device's construction. Coat flecking and deformation is likely to occur if the device is wiped with chemical dusters, benzene, thinners, insecticides, or other solvents. Rubber and PVC

materials left in contact with the device for extended times will cause damage. Never use petroleum-based solutions or abrasive cleaners.”

To clean the device cover, first power off the device using the green soft power button on the Controller front panel, turn the hard power switches at the rear of the Controller and Recorder to the 0 (off) position, then unplug the device. Clean the cover with a soft cloth slightly moistened with a mild soap and water solution. Allow the cover to completely dry before operating the device again.

To clean the Display’s touch screen, use a mild soap and water mixture. Always apply the soap and water mixture to a clean cloth or towel first and then clean the screen. Liquid applied directly to the Display could possibly leak inside the device and cause damage.

Do not use alcohol. The touch screen can be damaged if cleaned with alcohol.

### Media Precautions

Discs with the word “reject” or a reject icon printed on the label have failed to record properly and should be destroyed or disposed of to ensure the confidentiality of patient medical information.

Unwanted discs should be destroyed or disposed of to ensure the confidentiality of patient medical information.

Only use Codonics-recommended discs to ensure compatibility with the recording and labeling system of the device. Contact Codonics Customer Service for a current list of recommended discs and suppliers.

Only use Codonics-recommended ink cartridges to ensure proper operation of the device and proper labeling of the disc. Contact Codonics Customer Service for a current list of recommended ink cartridges and suppliers.

Never refill ink cartridges as this can cause damage to the mechanism of the device and cause improper labeling of discs.

Recorded discs should be stored in protective cases or sleeves when not in use to protect from scratches and contamination that can interfere with data retrieval and label legibility.

Do not subject recorded discs to prolonged exposure to sunlight, ultraviolet light, or extreme heat as this can interfere with data retrieval and label legibility.

### Codonics Virtua Medical Image Viewer

The Codonics Virtua Medical Image Viewer is not intended for diagnostic use. The viewer is provided for reference use only as a post-diagnostic tool.

Image quality can vary greatly from system to system based on the age, quality, and resolution of the display device (monitor or LCD display), graphics card, cabling, and ambient light conditions.

## Medical and Patient Information

Virtua log files might contain patient information. Use caution when distributing log files.

CD and DVD media are not intended to be used as the only method for archiving medical information. An overall strategy for archiving medical information that includes CD or DVD media must ensure that multiple copies of the information be stored at multiple locations. Media quality, handling, and storage conditions are important factors that must be considered.

## Disposal Requirements

Disposal of this product and consumables shall be in accordance with all applicable laws and regulations in effect at the locality at the time of disposal. For additional information, refer to Appendix A of the User's Manual, Hazardous Material Information.

## European Disposal Requirements

Codonics imagers and electronic accessory devices are not to be discarded or recycled; rather they are to be returned to the manufacturer. Contact Codonics directly or by the link provided for the latest information concerning:

Identification of the country specific Importer/Distributor/Producer

Product return and treatment of our electronic products

Manufacturer: Codonics Incorporated  
17991 Englewood Drive  
Middleburg Heights, OH 44130 USA  
Phone: +1.440.243.1198  
Fax: +1.440.243.1334  
Email: WEEE@codonics.com  
www.codonics.com

Codonics imagers and electronic accessory devices bearing the following symbol are subject to European Directive on Waste Electrical and Electronic Equipment (WEEE) 2002/96/EC, amended by Directive 2003/108/EC. The EN 50419 symbol indicates separate collection and return required.



EN 50419 symbol

## Indications for Use

Virtua Series devices are intended for digital medical image communication, processing, and storage. Functions include transfer, "viewing client on CD/DVD" provision, storage, archive, recording, and labeling of CD/DVD media. When configured, the ability to re-direct all or part of a radiographic study to Codonics Horizon Series

Medical Hardcopy Dry Imagers (Pre-market notification K021054) or other approved 892.2040 medical hardcopy imager/printer is provided. Typical users of this system are trained professionals, including but not limited to physicians, nurses, and technicians.

## Additional Warnings

**WARNING** The shipping cartons are heavy. To avoid injury, use two people to unpack and position the components.

**WARNING** When removing the Recorder, hold under the front and rear of the device. Do not lift device by the foam packaging.

**WARNING** Before placing the Recorder on top of the Controller, make sure your fingers are not under the Recorder to avoid pinching them.

**WARNING** Make sure that the voltage supply selection switches are set to the appropriate voltage for the applicable country.

**WARNING** To avoid damaging the Display screen, keep the protective cover in place until assembly is complete.

**WARNING** The power cord plug is the main disconnect for the device. The power outlet should be near the device and be easily accessible.

**WARNING** Remove the power cord plug from the power outlet to disconnect overall power to the device.

**WARNING** Grounding reliability can be achieved only when the equipment is connected to an equivalent receptacle marked "Hospital Only" (that is, "Hospital Grade").

**WARNING** To avoid risk of electrical shock, this equipment must only be connected to a supply main with protective earth.

**WARNING** Before powering on the unit, make sure that the Recorder's pick arm is not holding a disc. If it is, remove the disc.

**WARNING** Do not touch the copper area of the cartridge print head.

**WARNING** The SmartDrive must be inserted for the device to operate. If the SmartDrive is not inserted, the device can boot up but will not be able to process jobs. A message at the Display will prompt you to insert the SmartDrive.

**WARNING** Discs that fail to record properly are either labeled with the word "Reject" or not labeled at all. These discs should be destroyed to protect the confidentiality of patient data.

**WARNING** Discs that fail to record properly are either labeled with the word "Reject" or not labeled at all. These discs should be destroyed to protect the confidentiality of patient data.

**WARNING** Deleting a job that is in-progress can result in a disc that is either labeled with the word "Reject" or not labeled at all. These discs should be destroyed to protect the confidentiality of patient data.

**WARNING** Virtua log files might contain patient information. Use caution when distributing log files.

**WARNING** Always power off the device and disconnect the device's power cords before cleaning. Resume operation only after the surfaces are completely dry.

**WARNING** Run the Robotic Arm Calibration utility only when requested by Codonics Technical Support personnel.

**WARNING** Initiate a remote access connection to Codonics only when requested by Codonics Technical Support personnel.

**WARNING** System logs do not have the same user interface appearance and behavior as other screens. These logs should not be accessed unless requested by Codonics Technical Support personnel.

**WARNING** Virtua log files might contain patient information. Use caution when distributing log files.

**WARNING** This device contains lead. Disposal of lead may be regulated due to environmental considerations.

For disposal or recycling information, please contact your local authorities or the Electronics Industry Alliance ().

# Virtwa® u Virtua® XR

Mediku Diska Pubblikatur

## MT - Malti

### Dokumentazzjoni Avviż

Dan dokument huwa parti ta' il UE MDR rekwiżiti. Il Kodonika II-Prodott (i) Virtua® huma apparat mediku tal-Klassi I maħsub għall-użu mill-Professjonisti tal-Kura tas-Saħħa. L-ippakkjar u t-tikkettar tal-prodott, inkluż l-Interface tal-Utent Grafiku (GUI) għat-tħaddim huma offruti bl-Ingliż u jissodisfaw l-MDR, l-Anness I, il-Kapitolu III, 23.4, filwaqt li jqisu t-taħriġ u l-għarfien tal-utent potenzjali.

Web informazzjoni, Ewlenin Speċifikazzjonijiet, Maħsub Uża, Utent Manwal Appendices, Malajr Ibda Gwida u Setup IFU (Istruzzjonijiet għal użu) huma disponibbli fi bażiku traduzzjoni għal Membru Stat Lingwi. Primarju IFU huma disponibbli fi Ingliż.

### Ħarsa ġenerali

Il Kodonika Virtua Medical Disc Publisher joffri veloċità eċċezzjonali, effiċjenza u faċilità ta' użu f'registratur tad-diska awtomatiku. Dan l-apparat mediku innovattiv huwa apparat tan-netwerk konformi mad-DICOM li jista' jirrekordja u jittikkettja simultanjament studji mediċi multipli fuq midja CD u DVD. Id-disinn kompatt ta' Virtua fih proċessur inkorporat avanzat, immaniġġjar ta' diski robotiċi u interface touch screen faċli għall-utent li jtejjeb il-fluss tax-xogħol u l-produttività. L-istampatur inkorporat jipproduċi tikketti ta' diski brillanti u b'kulur sħiħ li jinkludu demografija tal-pazjent u l-indirizz u l-logo tal-faċilità għall-kummerċ. Il-klijenti jistgħu joħolqu t-tikketti jew l-użu tad-dwana tagħhom stessKodonika diska tikketta disinn servizz offruti esklussivament għal tagħna klijenti.

### Speċifikazzjonijiet

Midja Inputs: Żewġ 50-diska input bins

Midja Produzzjoni: Waħda 25-diska produzzjoni bin

Ottiku Drives: Żewġ CD / DVD drives

Irrekordjabbli Formati: CD-R, DVD-R

Tikketta Stampa Teknoloġija: Inkjet

Stampa Riżoluzzjoni: Fuq għal 4800 dpi

Linka Skartoċċ: Waħda tri-kulur skartoċċ

Utent Interface: Integrat / li jista' jinqala' 15" LCD tmiss iskrin u remoti web browser aċċess

Prestazzjoni:

Virtwa: Fuq għal 30 CDs kull siegħa, 15 DVDs kull siegħa (ibbażat fuq a tipiku kliniku studju u network konfigurazzjoni)

Virtwa XR: Fuq għal 62 CDs kull siegħa, 31 DVDs kull siegħa (ibbażat fuq a tipiku kliniku studju u network konfigurazzjoni)

Proċessur: Intel® Celeron® G3900

Memorja: 4 GB



Dejta Ħażna: 120 GB

Interface: 10 / 100Base-T / Gigabit Ethernet (RJ-45)

Network Protokoll:

DICOM Aħżen SCP (up għal 24 simultanju konnessjonijiet)

DICOM mistoqsija / irkuprata (mhux obbligatorju)

HTTP Web Server (għal remoti kontroll u konfigurazzjoni)

Intelliġenti Issuq: USB flash issuq għal ħażna konfigurazzjoni dejta

Qawwa: Universali Input: 100-240VAC, 50/60 Hz, 300VA (ratata qawwa)

Dimensjonijiet: 26.7" (67.8 cm) H, 19.2" (48.6 cm) W, 26.7" (67.8 cm) L

Piż: 60 lbs. (28 kg.)

Regolatorju: Sħiħ mediku apparat konformità inkluż Klassi 2 FDA u Klassi 1 MDR 2017/745 / UE (CE), GMP / QSR, ISO13485: 2016 / NS-EN ISO13485: 2016, Elettriku Sigurtà IEC 60601-1 Ed. 3.1 u EMC / EMI: FCC Klassi B u IEC 60601-1-2: Ed. 4 għal Professionali Kura tas-saħħa Faċilitajiet.

## Prodott Informazzjoni

Għal tekniku għajnuna ma ' il Virtwa, sejha Kodonika Tekniku Appoġġ fi il wara numru:

Telefon:+1.440.243.1198

Pedaġġ Ħielsa:800.444.1198 (L-ISTATI UNITI biss)

Tekniku Appoġġ huwa disponibbli għaċ. Tekniku Appoġġ huwa ukoll disponibbli online permezz email u il Kodonika web sit:

Email:support@codonics.com

Web Sit:www.codonics.com

Ġenerali prodott informazzjoni jista ' ukoll tkun mitluba minn tibgħat email lil:

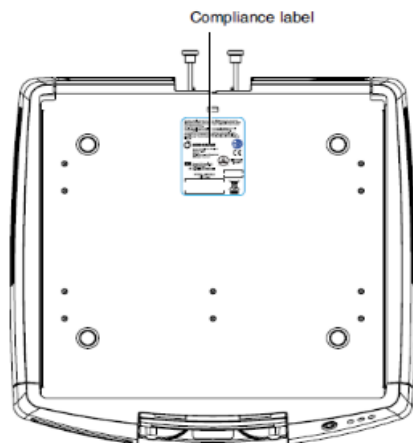
Email:info@codonics.com

Jekk jogħġbok jinkludu tiegħek postali posta indirizz u telefon numru fi il email messaġġ. Bażiku prodott informazzjoni huwa lura permezz email sakemm inkella mitluba.

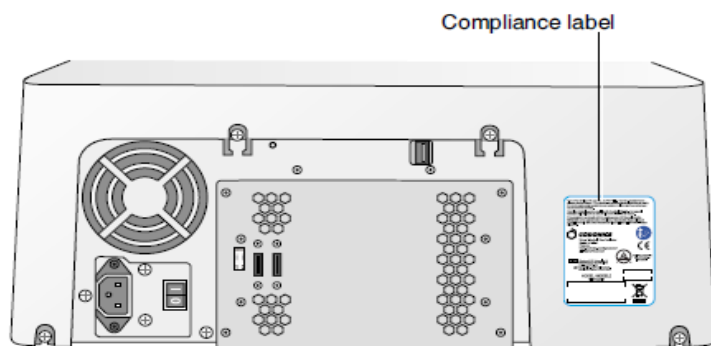
## Twissijiet u Limitazzjonijiet ta ' Uża

### Post ta ' Sigurtà u Konformità Tikketti

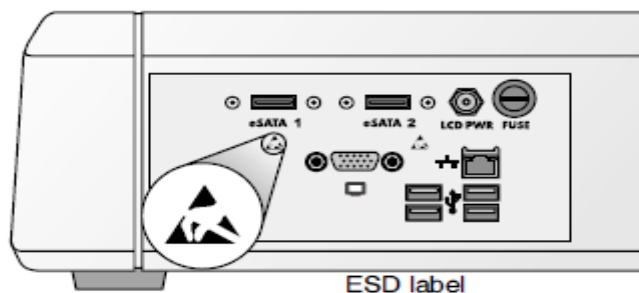
Il wara figuri juru il postijiet ta ' il tal-imager sigurtà u konformità tikketti.



Post ta ' konformità tikketta fi quċcata ta ' Kontrollur



Post ta ' konformità tikketta fi fuq wara ta ' Registratur



Post ta ' ESD tikketti fi fuq wara ta ' Kontrollur (Uri driegħ mhux mehmuża)

### vultaġġ Twissija

Il exclamation punti ġewwa an ekwilaterali trijanglu u persuna qari a manwali simbolu huma maħsuba għal twissija il utent għal il preżenza ta ' importanti joperaw u manutenzjoni (manutenzjoni) istruzzjonijiet fi il letteratura akkumpanjament dan apparat.



LE SERVIZZABBLI MINN UŻU PARTIJET ĠEWWA. REFERENZA SERVIZZ LE KWALIFIKAT SERVIZZ PERSONAL. TNEĦĦIJA OF TIKKETTI, KOPERTURI, JEW KAXXA Qafliet VOIDS IL GARANZIJA.

**TWISSIJA** Aghmel mhux immodifika dan tagħmir mingħajr awtorizzazzjoni ta ' il manifattur DAN APPARAT GĦANDU BE ELETTRIKAMENT MALTA.

LE PREVENI NAR JEW XOKK PERIKLU, DO MHUX JESONU DAN IMMAĠINATUR LE XITA JEW UMDITÀ.

**TWISSIJA** Il qawwa korda tapp huwa il prinċipali skonnettja għal il apparat. Il qawwa iżbokk għandu tkun qrib il apparat u tkun faċilment aċċessibbli.

**TWISSIJA** Neħhi il qawwa korda tapp minn il qawwa iżbokk għal skonnettja ġenerali qawwa għal il apparat.

**TWISSIJA** L-ert affidabilità jista ' tkun miksusa biss meta dan tagħmir huwa konnessi għal an ekwivalenti ta reċipjent immarkat "Sptar Biss " (dak huwa, "Sptar Grad ").

**TWISSIJA** Lil evita riskju ta ' elettriku xokk, dan tagħmir għandu biss tkun konnessi għal a provvista mejns ma ' protettiva art.

**TWISSIJA** Aghmel mhux tmiss a pazjent waqt ukoll aċċess Virtwa intern komponenti dak huma taħt il quddiem għata.

TAGĦMIR MA JINTUŻAX BĦALA KOMPONENT TA 'SISTEMA TA' SOSTENN TAL-ĦAJJA. Apparat jew sistemi ta 'appoġġ għall-ħajja huma apparat jew sistemi li j sostnu jew isostnu l-ħajja, u li n-nuqqas tagħhom li jwettaq jista' jkun raġonevolment mistenni li jirriżulta f'korriment sinifikanti jew mewt lil persuna. Komponent kritiku huwa kwalunkwe komponent ta 'apparat jew sistema ta' sostenn tal-ħajja li n-nuqqas li twettaq jista' jkun raġonevolment mistenni li jikkawża l-falliment tal-apparat jew tas-sistema ta' sostenn tal-ħajja, jew li jaffettwa s-sikurezza jew l-effettività tagħha.


## Laser Twissija

Il Kodonika Virtua Medical Disc Publisher fih diode tal-lejżer fl-unità Recorder ta 'klassi oġhla minn 1. Biex tkun żgurata sigurtà kontinwa, ma tneħhi l-ebda għata jew tipprova tikseb aċċess għal gewwa tal-prodott. Irreferi l-manutenzjoni kollha lil persunal ikkwalifikat. It-tikketta li ġejja tidher gewwa l-unità tiegħek:

KLASSI 1 LASER PRODOTT LASER KLASSE 1

## Konformità

Il Konformità tikketta għal il Virtua-2 mudell, liema huwa imwaħħal għal il quċċata ta ' il Kontrollur huwa murija hawn taħt. Il qawwa konsum ta ' il Kontrollur u Reġistratur huwa indikat minn il qawwa swiċċ ta ' kull wieħed apparat. Il qawwa konsum ta ' il sistema huwa il magħquda konsum ta ' il Kontrollur u Reġistratur.



Konformità tikketta għal Virtua-2 mudell

## Serjali Numru, Konfigurazzjoni, Data Kodiċi, u Modifika Kodiċijiet

Il serjali numru tikketta huwa mqiegħda fuq il konformità tikketta. Serjali numru tikketti huma ukoll jinsabu fi il quddiem ta ' il Reġistratur u Kontrollur, wara il produzzjoni bin.

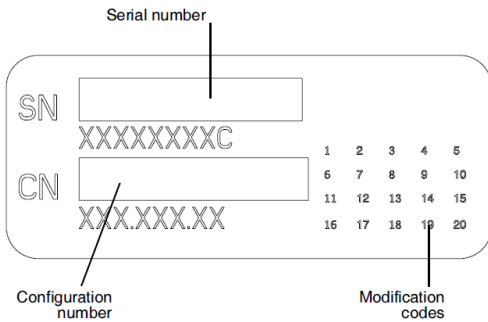
Il serjali numru tikketta tinkludi il wara informazzjoni:

Il serjali numru (SN), liema unikament jidentifika il unità.

Il konfigurazzjoni numru (CN), liema dettalji il tibni konfigurazzjoni.

Il modifiki kodiċi, liema huma għal il dritt ta ' il NM numru u huma a serje ta ' 20 numri. Meta kwalunkwe ta ' dawn numri huma imblukkata barra, dak jidentifika a modifika dak kien magħmula għal il unità.

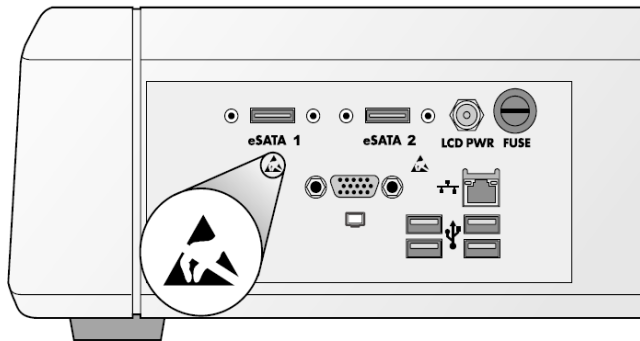
Il data kodiċi fi SSSS-XX format hawn taħt il fabrika data kodiċi simbolu.



Serjali numru tikketta

### ESD Attenzjoni

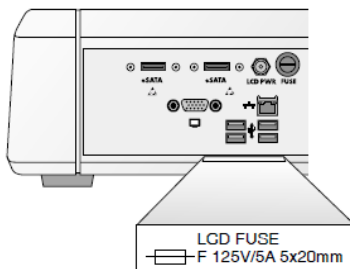
Konnessjonijiet għal oħra biċċiet ta ' tagħmir huma magħmula fi il fuq wara ta ' il Kodonika Virtua Medical Disc Publisher. Dawn il-konnetturi huma mmarkati b'simbolu ta 'twissija ESD ta' prekawzjoni, kif muri hawn taħt. Tmissx xi pin tal-konnetturi. Meta tagħmel konnessjonijiet mal-apparat, l-aħjar isir waqt li l-apparat ikun imdañħal iżda mhux mixgħul. L-ESD jista 'jikkawża imġieba erratika tal-apparat meta jkun mixgħul. Jekk dan iseħħ, l-enerġija għall-apparat jista 'jkollha tiġi ċiklata. Huwa rrakkomandat li l-impjegati kollha involuti biex jagħmlu konnessjonijiet mat-tagħmir ikunu konxji ta 'dawn il-prekawzjonijiet ESD.



ESD tikketti fi fuq wara ta ' Kontrollur

### Fjus Tikketta

Il fjus tikketta huwa jinsabu taħt il Kontrollur fuq wara konnettur panel.



Fjus tikketta fi fuq wara ta ' Kontrollur

### Potenzjal għal Radju Frekwenza Interferenza fuq Apparat Operazzjoni

It-tnejn portabli u mobbli RF komunikazzjonijiet tagħmir jista ' jaffettwaw mediku elettriku tagħmir, inkluż il Kodonika Virtwa Mediku Diska Pubblikatur. Żomm tali RF komunikazzjonijiet tagħmir barra ta ' il immedjat zona.

## Potenzjal għal Radju u Televiżjoni Interferenza

Il Kodonika Virtua Medical Disc Publisher jiġġenera u juża enerġija ta 'frekwenza tar-radju, u jekk mhux installat u użat sewwa, jiġifieri, skont strettament l-istruzzjonijiet tal-manifattur, jista' jikkawża interferenza għar-riċeviment tar-radju u t-televiżjoni. Tibdilx ir-rata ta 'aġġornament tal-Wiri, li hija ssettjata għal 75 Hz. L-apparat kientip ittestjat u misjub li jikkonforma mal-limiti tal-emissjonijiet tal-Klassi B għal apparat tal-kompjuter skont l-ispeċifikazzjonijiet fis-Subparti J tal-Parti 15 tar-Regoli tal-FCC, li huma ddisinjati biex jipprovdu protezzjoni raġonevoli kontra tali interferenza meta joperaw f'ambjent kummerċjali. It-tħaddim tat-tagħmir f'żona residenzjali x'aktarx jikkawża interferenza, f'liema każ l-utent, bi spejjeż tiegħu, ikun meħtieġ li jieħu kwalunkwe miżura li tista 'tkun xierqa biex tikkoreġi l-interferenza. Jekk it-tagħmir tiegħek jikkawża interferenza fir-riċeviment tar-radju jew tat-televiżjoni, inti m'hegġeġ tipprova tikkoreġi l-interferenza b'waħda jew aktar mill-miżuri li ġejjin:

**Il prinċipali differenza bejn dan dokument u il l-aħħar kien dak kollha bulleted listi jkollhom kellhom il "Lista Bullet " stil applikati. Dan huwa differenti minn il "Lista Paragrafu " stil dak huwa applikati minn default. Ma ' dan bidla bulleted listi huma ikkupjat fuq sewwa.**

Orjentat mill-ġdid il jirċievi antenna

Irriloka il apparat ma ' rispett għal il riċevitur

Jekk meħtieġ, int għandu ikkonsulta Kodonika Appoġġ Tekniku jew tekniku b'esperjenza tar-radju / televiżjoni għal suġġerimenti addizzjonali. Tista 'ssib il-ktejjeb li ġej jippreparat mill-Kummissjoni Federali tal-Komunikazzjonijiet ta' għajjnuna: Kif Tidentifika u Issolvi Problemi ta 'Interferenza tar-Radju-TV. Dan il-ktejjeb huwa disponibbli mill-Uffiċċju tal-Istampar tal-Gvern tal-Istati Uniti, Washington, D.C. 20402, Numru tal-Istokk 004-000-00345-4. Dan il-prodott huwa konformi mar-rekwiżiti tal-protezzjoni tad-direttiva tal-Kunsill tal-KE 89/336 / KEE dwar l-approssimazzjoni tal-liġijiet tal-Istati Membri relatati mal-kompatibilità elettromanjetika. Dan il-prodott jissodisfa l-limiti tal-Klassi B ta 'EN55011. Dikjarazzjoni ta 'konformità mar-rekwiżiti tad-Direttiva ġiet iffirmata mid-Direttur ta' Assigurazzjoni tal-Kwalità u Affarijiet Regolatorji.

## Gwida Rigward Elettromanjetiku Emissjonijiet u Immunità

Adattat Ambjenti:

Il Kodonika Virtwa Mediku Diska Pubblikatur huwa maħsuba għal użu fi professjonali kura tas-saħħa facilità ambjenti, inkluż spatarijiet u mediku kliniċi.

Il Kodonika Virtua Medical Disc Publisher ma ġiex evalwat għall-użu ħdejn tagħmir kirurgiku HF. Jekk huwa mixtieġ l-użu ħdejn tagħmir kirurgiku HF, l-utent huwa responsabbli biex jivverifika l-operat xieraq tal-Virtua. Jekk Virtua ma taħdimx sewwa f'dan l-ambjent, mexxi l-Virtua 'l bogħod mis-sors tad-disturb elettromanjetiku.

Il Kodonika Virtwa Mediku Diska Pubblikatur għandu mhux kien evalwati għal użu fi emergenza mediku vetturi.

Kif a appoġġ apparat, il Kodonika Virtwa Mediku Diska Pubblikatur ma mhux jipprovdu essenzjali prestazzjoni.

**TWISSIJA** Uża ta ' dan tagħmir biswit għal jew f'munzelli ma ' oħra tagħmir għandu tkun evitat għaliex dan setgħet riżultat fi mhux xieraq operazzjoni. Jekk tali użu huwa meħtieġ, dan tagħmir u il oħra tagħmir għandu tkun osservati għal tivverifika dak huma huma joperaw normalment

**TWISSIJA** Uża ta ' aċċessorji, transducers u kejbils oħra minn dawk speċifikat jew ipprovdut minn il manifattur ta ' dan tagħmir setgħet riżultat fi żdied elettromanjetika emissjonijiet jew naqas elettromanjetika immunità ta ' dan tagħmir u riżultat fi mhux xieraq operazzjoni.

**TWISSIJA** Portabli RF komunikazzjonijiet tagħmir (inkluż periferali tali kif antenna kejbils u esterni antenni) għandu tkun użat le eqreb minn 30 cm (12 pulzjeri) għal kwalunkwe parti ta ' il Virtua, tagħha kejbils, jew

aċċessorji. Inkella, degradazzjoni ta ' il prestazzjoni ta ' dan tagħmir setgħet riżultat.

Elettromanjetiku Emissjonijiet Standards u Test Livelli:

<b>Test / Standard</b>	<b>Compliance Level</b>
<b>RF Emissions</b> CISPR 11	Group 1, Class B
<b>RF Emissions</b> FCC Part 15	Class B
<b>Conducted Emissions</b> CISPR 11	Group 1, Class B
<b>Harmonic Distortion</b> IEC 61000-3-2	Class B
<b>Voltage Fluctuations and Flicker</b> IEC 61000-3-3	Complies

Electromagnetika Immunità Standards u Test Livelli:

Test / Standard	Compliance Level
<b>Electrostatic Discharge</b>	±8kV contact
IEC 61000-4-2	±2kV, ±4kV, ±8kV, ±15kV air
<b>Radiated RF Immunity</b>	3 V/m
IEC 61000-4-3	80 MHz - 2.7 GHz 80 % AM at 1 kHz
<b>Proximity fields from RF wireless equipment</b>	Complies
IEC 61000-4-3	
<b>Electrical Fast Transient / Burst</b>	AC Port: ± 2 kV, 100 kHz repetition frequency
IEC 61000-4-4	SIP/SOP Ports: ± 1 kV, 100 kHz repetition frequency
<b>Surge</b>	Line-to-Line: ± 0.5 kV, ± 1.0 kV
IEC 61000-4-5	Line-to-Ground: ± 0.5 kV, ± 1.0 kV, ± 2.0 kV
<b>Conducted Immunity</b>	AC Port and SIP/SOPs:
IEC 61000-4-6	3V, 0.15 MHz - 80 MHz 6V, in ISM bands between 0.15 MHz and 80 MHz 80 % AM at 1 kHz
<b>Magnetic Field Immunity</b>	30 A/m, 50 Hz or 60 Hz
IEC 61000-4-8	
<b>Voltage Dips</b>	0% U <sub>T</sub> , 0.5 cycle at 0°, 45°, 90°, 135°, 180°, 225°, 270° and 315°
IEC 61000-4-11	0% U <sub>T</sub> , 1 cycle AND 70% U <sub>T</sub> , 25/30 cycles, Single phase: at 0°
<b>Voltage Interruptions</b>	0% U <sub>T</sub> , 250/300 cycle
IEC 61000-4-11	

## Sigurtà Prekawzjonijiet

Qatt qabba dan apparat għal kwalunkwe iżbakk jew qawwa provvista dak għandu a vultaġġ jew frekwenza differenti minn dak speċifikat u sett fuq il fuq wara ta ' il apparat.

Meta manutenzjoni il apparat, dejjem qawwa dan mitfi bl-użu il aħdar artab qawwa buttuna fuq il Kontrollur quddiem bord, dawwar il iebes qawwa swiċċijiet fi il fuq wara ta ' il Kontrollur u Reġistratur għal il 0 (mitfi) pożizzjoni, imbagħad aqla ' il apparat.

Ħsara għal il qawwa korda jista ' kawża nar jew xokk periklu. Meta qtugħ il qawwa korda, zomm dan minn il tapp biss u neħħi il tapp b'attenzjoni.

Jekk il qawwa korda bżonnijiet għal tkun mibdul, ibdel dan biss ma ' ieħor Kodonika qawwa korda manifatturati speċifikament għal tiegħek qawwa konfigurazzjoni.

Jekk il apparat huwa tipjip jew jagħmlu mhux tas-soltu hsejjes, qawwa mitfi u aqla ' il apparat immedjatament.

Agħmel mhux daħħal barrani oġġetti ta ' kwalunkwe tip go il apparat; tagħmel hekk jista ' jikkostitwixxu a sigurtà periklu u kawża estensiva ħsara.

Agħmel mhux post kwalunkwe likwidu kontenituri fuq il apparat. Jekk, għal xi wħud raġuni, likwidu tnixxi go il apparat, qawwa mitfi il apparat u aqla ' il qawwa korda minn il sors iżbokk. Jekk użat mingħajr korrettiv miżuri, il apparat jista ' tkun bil-ħsara.

Agħmel mhux użu il apparat qrib fjamabbli gassijiet.

### Post Prekawzjonijiet

Il apparat joperaw ambjentali temperatura firxa huwa 15–30°C (59-86°F), ma ' a qarib umdità ta ' 20% –80%.

Jekk l-apparat jitmexxa malajr minn post estremament kiesaħ għal wieħed iktar sħun, x'aktarx li tiffirma l-kondensazzjoni. Tużax l-apparat jekk tkun iffurmat kondensazzjoni Stenna sakemm il-kondensazzjoni tevapora. Tista 'thaffef il-ħin ta' l-evaporazzjoni billi tiċċaqlaq l-apparat f'post aktar niexef.

Ventilazzjoni slots u toqob huma ipprovdut fuq il naħat u fuq wara ta ' il apparat. Poġġi il apparat fuq a livell, stabbli wiċċ u lokalizza dan fi l-inqas 10 cm (4 pulzjeri) minn ħitan għal tiżgura xieraq ventilazzjoni.

**TWISSIJA:** Adegwat ventilazzjoni huwa meħtieġ għal xieraq operazzjoni ta ' il apparat.

Tpoġġix l-apparat f'umdità għolja jew f'żona għolja ta 'trab. Particelli tal-ħmieġ fl-arja jistgħu jikkawżaw interferenza fit-tħaddim tal-apparat. Evita li tpoġġi l-apparat f'żoni fejn il-kanali tal-ventilazzjoni, il-bibien miftuħa, jew dawk li jgħaddu frekwenti jistgħu jesponu l-apparat u l-midja għal livelli għoljin ta 'debris.

Agħmel mhux lokalizza il apparat fi hot-molol żoni fejn idroġenu sulfid u aċidużi joni huma probabbli għal tkun iġġenerat.

Agħmel mhux lokalizza il apparat fejn hemm huma żejtnija dħaħen u fwar.

Agħmel mhux lokalizza il apparat fi dirett dawl tax-xemx.

Agħmel mhux lokalizza apparat qrib sorsi ta ' għoli RF enerġija.

Agħmel mhux lokalizza il apparat fejn dan jista ' tkun sugġett għal jarring jew vibrazzjonijiet, tali kif a mejda jew skrivanija fi a traffiku għoli żona. Jarring u vibrazzjonijiet jista ' jaffettwaw il reġistrazzjoni u tikkettar ta ' diski.

### Tindif Prekawzjonijiet



Ħafna komponenti tal-plastik jintużaw fil-kostruzzjoni tal-apparat. Il-flecking u d-deformazzjoni tal-kowt x'aktarx iseħħu jekk l-apparat jintmesaħ bi trabijiet kimiċi, benżin, thinners, insettiċidi, jew solventi oħra. Materjali tal-gomma u tal-PVC li jiġihallew f'kuntatt mal-apparat għal żminijiet estiżi jikkawżaw ħsara. Qatt tuża soluzzjonijiet ibbażati fuq il-petroleum jew prodotti li jnaddfu li joborxu. "

Biex tnaddaf l-għatu tal-apparat, l-ewwel itfi l-apparat billi tuża l-buttuna ħadra ta 'enerġija ratba fuq il-pannell ta' quddiem tal-Kontrollur, dawwar is-swiċċijiet tal-enerġija iebes fuq wara tal-Kontrollur u r-Registratur għall-pożizzjoni 0 (mitfi), imbagħad aqla 'l-apparat. Naddaf l-għatu b'ċarruta ratba kemmxejn mxarrba b'soluzzjoni ħafifa ta 'sapun u ilma. Ħalli l-għatu jinxef kompletament qabel ma terġa 'thaddem l-apparat.

Biex tnaddaf it-touch screen tal-Wiri, uża taħlita ħafifa ta 'sapun u ilma. Dejjem applika t-taħlita tal-ilma u s-sapun fuq drapp jew xugaman nadif l-ewwel u mbagħad naddaf l-iskrin. Likwidu applikat direttament fuq il-Wiri jista 'possibilment jnixxi għewwa l-apparat u jikkawża ħsara.

Agħmel mhux użu alkoħol. Il tmiss iskrin jista ' tkun bil-ħsara jekk imnaddfa ma ' alkoħol.

### Midja Prekawzjonijiet

Diski ma ' il kelma "Tiċħad" jew a tiċħad ikona stampati fuq il tikketta jkollhom falliet għal rekord sewwa u għandu tkun meqruda jew jintrema ta ' għal tiżgura il kunfidenzjalità ta ' pazjent mediku informazzjoni.

Mhux mixtieqa diski għandu tkun meqruda jew jintrema ta ' għal tiżgura il kunfidenzjalità ta ' pazjent mediku informazzjoni.

Biss użu Kodonika-irrakkomandat diski għal tiżgura kompatibilità ma ' il registrazzjoni u tikkettar sistema ta ' il aparat. Kuntatt Kodonika Klijent Servizz għal a kurrenti lista ta ' irrakkomandat diski u fornituri.

Biss użu Kodonika-irrakkomandat linka skrataċ għal tiżgura xieraq operazzjoni ta ' il aparat u xieraq tikkettar ta ' il diska. Kuntatt Kodonika Klijent Servizz għal a kurrenti lista ta ' irrakkomandat linka skrataċ u fornituri.

Qatt imla mill-ġdid linka skrataċ kif dan jista ' kawża ħsara għal il mekkanizmu ta ' il aparat u kawża mhux xieraq tikkettar ta ' diski.

Irrekordjat diski għandu tkun maħżuna fi protettiva każijiet jew kmiem meta mhux fi użu għal jipproteġi minn grif u kontaminazzjoni dak jista ' jinterferixxu ma ' dejta irkupru u tikketta legġibilità.

Agħmel mhux sugġett irregistrat diski għal fit-tul espożizzjoni għal dawl tax-xemx, ultravjola ħafif, jew estrem saħħan kif dan jista ' jinterferixxu ma ' dejta irkupru u tikketta legġibilità.

### Kodonika Virtwa Mediku Immaġni Telespettatur

Il Kodonika Virtwa Mediku Immaġni Telespettatur huwa mhux maħsuba għal dijanjostiku użu. Il telespettatur huwa ipprovdut għal referenza użu biss kif a wara d-dijanjosji għodda.

Immaġni kwalità jista ' iwarjaw bil-kbir minn sistema għal sistema ibbażat fuq il età, kwalità, u riżoluzzjoni ta ' il wiri apparat (tissorvelja jew LCD wirja), grafika karta, kejbils, u ambjentali dawl kondizzjonijiet.

### Mediku u Pazjent Informazzjoni

Virtwa zokk maqtuġh fajls jista ' fihom pazjent informazzjoni. Uża kawtela meta tqassam zokk maqtuġh fajls.

Il-midja CD u DVD mhumiex maħsuba biex jintużaw bħala l-uniku metodu għall-arkivjar ta 'informazzjoni medika. Strateġija ġenerali għall-arkivjar ta 'informazzjoni medika li tinkludi CD jew DVD media għandha tiżgura li kopji multipli tal-informazzjoni jinħażnu f' postijiet multipli. Il-kwalità tal-midja, l-immaniġġjar u l-kundizzjonijiet tal-ħażna huma fatturi importanti li għandhom jiġu kkunsidrati.

### Rimi Rekwiziti

Rimi ta ' dan prodott u konsumabbli għandu tkun fi konformità ma ' kollha applikabbli liġijiet u regolamenti fi effett fi il lokalità fi il ħin ta ' rimi. Għal addizzjonali informazzjoni, irreferi għal Appendiċi A ta ' il Tal-Utent Manwal, Perikoluż Materjal Informazzjoni.

### Ewropew Rimi Rekwiziti

Kodonika immaġini u elettroniku aċċessorju apparat huma mhux għal tkun mormi jew riċiklat; anzi huma huma għal tkun lura għal il manifattur. Kuntatt Kodonika direttament jew minn il rabta ipprovdut għal il l-aktar tard informazzjoni dwar:

Identifikazzjoni ta ' il pajjiż speċifiku Importatur / Distributur / Produttur

Prodott ritorn u trattament ta ' tagħna elettroniku prodotti

Manifattur: Kodonika Inkorporat  
17991 Englewood Issuq  
Middleburg Għoli, OH 44130 L-Istati Uniti  
Telefon: +1.440.243.1198  
Fax: +1.440.243.1334  
Email: WEEE@codonics.com  
www.codonics.com

Kodonika immaġini u elettroniku aċċessorju apparat li jkollhom il wara simbolu huma suġġett għal Ewropew Direttiva fuq Skart Elettriku u Elettronici Tagħmir (WEEE) 2002/96 / KE, emendat minn Direttiva 2003/108 / KE. Il MT 50419 simbolu tindika separat ġbir u ritorn meħtieġ.



MT 50419 simbolu

### Indikazzjonijiet għal Uża

Virtwa Serje apparat huma maħsuba għal diġitali mediku immaġni komunikazzjoni, ipproċessar, u hażna. Funzjonijiet jinkludu trasferiment, "Wiri klijent fuq CD / DVD " dispożizzjoni, hażna, arkivju, registrazzjoni, u tikkettar ta ' CD / DVD midja. Meta konfigurati, il abbiltà għal dirett mill-ġdid kollha jew parti ta ' a radjografiku studju għal Kodonika Orizzont Serje Mediku Kopja stampata Nixxef Immaġini (Qabel is-suq notifika K021054) jew oħra approvat 892.2040 mediku kopja stampata immaġer / printer huwa ipprovdut. Tipiku utenti ta ' dan sistema huma imħarrġa professjonisti, inkluż iżda mhux limitat għal tobba, infermiera, u tekniċi.

## Addizzjonali Twissijiet

**TWISSIJA** Il trasport bil-baħar kartun huma tqil. Lil evita korriment, użu żewġ nies għal aqila ' u pożizzjoni il komponenti.

**TWISSIJA** Meta tneħħija il Registratur, żomm taħt il quddiem u fuq wara ta ' il apparat. Aghmel mhux lift apparat minn il ragħwa ippakkjar.

**TWISSIJA** Qabel tqegħid il Registratur fuq quċċata ta ' il Kontrollur, jagħmlu żgur tiegħek swaba huma mhux taħt il Registratur għal evita toqros minnhom.

**TWISSIJA** Għamla żgur dak il vultaġġ provvista għażla swiċċijiet huma sett għal il xieraq vultaġġ għal il applikabbli pajjiż.

**TWISSIJA** Lil evita jagħmlu ħsara il Wiri skrin, żomm il protettiva għata fi post sakemm assemblaġġ huwa komplut.

**TWISSIJA** Il qawwa korda tapp huwa il prinċipali skonnettja għal il apparat. Il qawwa iżbokk għandu tkun qrib il apparat u tkun faċilment aċċessibbli.

**TWISSIJA** Neħħi il qawwa korda tapp minn il qawwa iżbokk għal skonnettja ġenerali qawwa għal il apparat.

**TWISSIJA** L-ert affidabilità jista ' tkun miżsuba biss meta il tagħmir huwa konnessi għal an ekwivalenti ta reċipjent immarkat "Sptar Biss " (dak huwa, "Sptar Grad ").

**TWISSIJA** Lil evita riskju ta ' elettriku xokk, dan tagħmir għandu biss tkun konnessi għal a provvista prinċipali ma ' protettiva art.

**TWISSIJA** Qabel tħaddim fuq il unità, jagħmlu żgur dak il Recorder's pick driegħ huwa mhux azjenda a diska. Jekk dan huwa, neħħi il diska.

**TWISSIJA** Aghmel mhux tmiss il ram zona ta ' il skartoċċ jistampa ras.

**TWISSIJA** Il SmartDrive għandu tkun mdaħħal għal il apparat għal joperaw. Jekk il SmartDrive huwa mhux mdaħħal, il apparat jista ' ibbutjar sa iżda se mhux tkun kapaċi għal proċess impjegji. A messaġġ fi il Wiri se fil-pront int għal daħħal il SmartDrive.

**TWISSIJA** Diski dak ifalli għal rekord sewwa huma jew ittikkettjati ma ' il kelma "Irrifjuta" jew mhux ittikkettjati fi kollha. Dawn diskijiet għandu tkun meqruda għal jiproteġi il kunfidenzjalità ta ' pazjent dejta.

**TWISSIJA** Diski dak ifalli għal rekord sewwa huma jew ittikkettjati ma ' il kelma "Irrifjuta" jew mhux ittikkettjati fi kollha. Dawn diskijiet għandu tkun meqruda għal jiproteġi il kunfidenzjalità ta ' pazjent dejta.

**TWISSIJA** Thassir a xogħol dak huwa fil-progress jista ' riżultat fi a diska dak huwa jew ittikkettjati ma ' il kelma "Irrifjuta" jew mhux ittikkettjati fi kollha. Dawn diskijiet għandu tkun meqruda għal jiproteġi il kunfidenzjalità ta ' pazjent dejta.

**TWISSIJA** Virtwa zokk maqtuġħ fajls jista ' fihom pazjent informazzjoni. Uża kawtela meta tqassam zokk maqtuġħ fajls.

**TWISSIJA** Dejjem qawwa mitfi il apparat u skonnettja il apparat qawwa kurduni qabel tindif. Kompli operazzjoni biss wara il uċuħ huma kompletament niexef.

**TWISSIJA** Mexxi il Robotika Arm Kalibrizzjoni utilità biss meta mitluba minn Kodonika Tekniku Appoġġ persunal.

**TWISSIJA** Ibda a remoti aċċess konnessjoni għal Kodonika biss meta mitluba minn Kodonika Tekniku Appoġġ persunal.

**TWISSIJA** Sistema zkuk aghmel mhux jkollhom il l-istess utent interface dehra u imġieba kif oħra skrins. Dawn zkuk għandu mhux tkun aċċessata sakemm mitluba minn Kodonika Tekniku Appoġġ persunal.

**TWISSIJA** Virtwa zokk maqtuġħ fajls jista ' fihom pazjent informazzjoni. Uża kawtela meta tqassam zokk maqtuġħ fajls.

**TWISSIJA** Dan apparat fih ċomb. Rimi ta ' ċomb jista ' tkun regolati dovut għal ambjentali kunsiderazzjonijiet. Għal rimi jew riċiklaġġ informazzjoni, jekk jogħġbok kuntatt tiegħek lokali awtoritajiet jew il Elettronika Industrijia Alleanza ().