

Infinity RDSS Blu-Ray Drive Replacement **Technical Brief**

Overview

This Technical Brief explains how to replace the Blu-Ray optical drive for the Codonics® Infinity® RDSS Medical Image Servers.

WARNING: The server is heavy. To avoid injury, use two people when moving the server.

Follow Electrostatic Discharge safety precautions to avoid damage to the server or any components.

To avoid the risk of electric shock and damage to the server components, shutdown the server and disconnect it from any external power source.

Replacing the Blu-Ray Drive

The following instructions illustrate how to remove and replace the Blu-Ray Drive. A small screwdriver will be required.


1. Open the front panel and use a small screwdriver to move the side panel lock to the "UNLOCK" position.




2. Loosen the two thumb screws from the back of the chassis that secure the left side panel. Remove the side panel and set aside.




3. Gently lift the three black colored clips holding the front panel and swing it fully open to the right side.



4. Locate the Blu-Ray drive near the front, top portion of the chassis.
5. Carefully unplug the SATA data and SATA power cables from the rear of the Blu-Ray drive.



6. Push down on the blue colored lever while gently pushing forward the Blu-Ray drive.



7. Push up the blue colored lever for preparation of installing the new Blu-Ray drive.

8. Pull the Blu-Ray drive out from the front panel.



9. Install the Blu-Ray drive by inserting it into the front panel slot and pushing it back until it locks into place.

10. Connect the SATA data and SATA power cables to the rear of the Blu-Ray drive.
11. Close the front panel, replace the side panel and secure it by tightening the two thumb screws on the back of the chassis.
12. Use a small screwdriver to move the side panel lock back to the "LOCK" position on the front panel.

Technical Support

Please contact Codonics Technical Support at any time.

Phone: +1.440.243.1198
Email: support@codonics.com
Website: www.codonics.com

Get it all with just one call
800.444.1198

All registered and unregistered trademarks are the property of their respective owners. Specifications subject to change without notice. Patents pending.

Copyright © 2014 Codonics, Inc. Printed in the U.S.A. Part No. 901-467-001.01.



17991 Englewood Drive
Middleburg Heights, OH 44130
USA
+1.440.243.1198
+1.440.243.1334 Fax
Email info@codonics.com
www.codonics.com

Codonics Limited KK
AQUACITY 9F,
4-16-23, Shibaura
Minato-ku, Tokyo, 108-0023
JAPAN
Phone: 81-3-5730-2297
Fax: 81-3-5730-2295