

# Codonics Virtua ECO Transportation Precautions

**Technical Brief**

## Overview

This document describes the procedure for readying a Codonics® Virtua® ECO Series Medical Disc Publisher for mobile transportation to ensure safety of all mechanical and electrical components.

### Step 1


1. If Virtua ECO is not already shut down, make sure all job processing is complete. Then perform a soft shutdown by pressing the System power button for about a second.



2. Wait for the System status light to turn off.


### Step 2

1. Remove any discs and store them in a Disc Holder.




**NOTE:** Use care when handling and storing discs to avoid scratching or otherwise damaging the readable side of the disc.

2. Place the disc holder in a nearby drawer, cabinet, or other storage area.



### Step 3

1. Close the Recorder lid.
2. Make sure that Virtua ECO is completely seated in the Docking Tray and that the Velcro Strap is pulled tight and securely fastened around the Recorder, as shown below.



## Technical Support

If problems occur that are not covered by this Technical Brief, contact Codonics Technical Support between the hours of 8:30AM and 5:30PM EST (weekends and U.S. holidays excluded).

Phone: 440-243-1198  
Email: [support@codonics.com](mailto:support@codonics.com)  
Website: [www.codonics.com](http://www.codonics.com)

*Get it all with just one call*  
**1-800-444-1198**

All registered and unregistered trademarks are the property of their respective owners. Specifications subject to change without notice. Patents pending.

Copyright © 2008 Codonics, Inc. Printed in the U.S.A. Part No. 901-379-001.01.



17991 Englewood Drive  
Middleburg Heights, OH 44130 USA  
(440) 243-1198  
(440) 243-1334 Fax  
Email [info@codonics.com](mailto:info@codonics.com)  
[www.codonics.com](http://www.codonics.com)

Codonics Limited KK  
New Shibaura Bldg. F1  
1-3-11, Shibaura  
Minato-ku, Tokyo, 105-0023 JAPAN  
Phone: 81-3-5730-2297  
Fax: 81-3-5730-2295